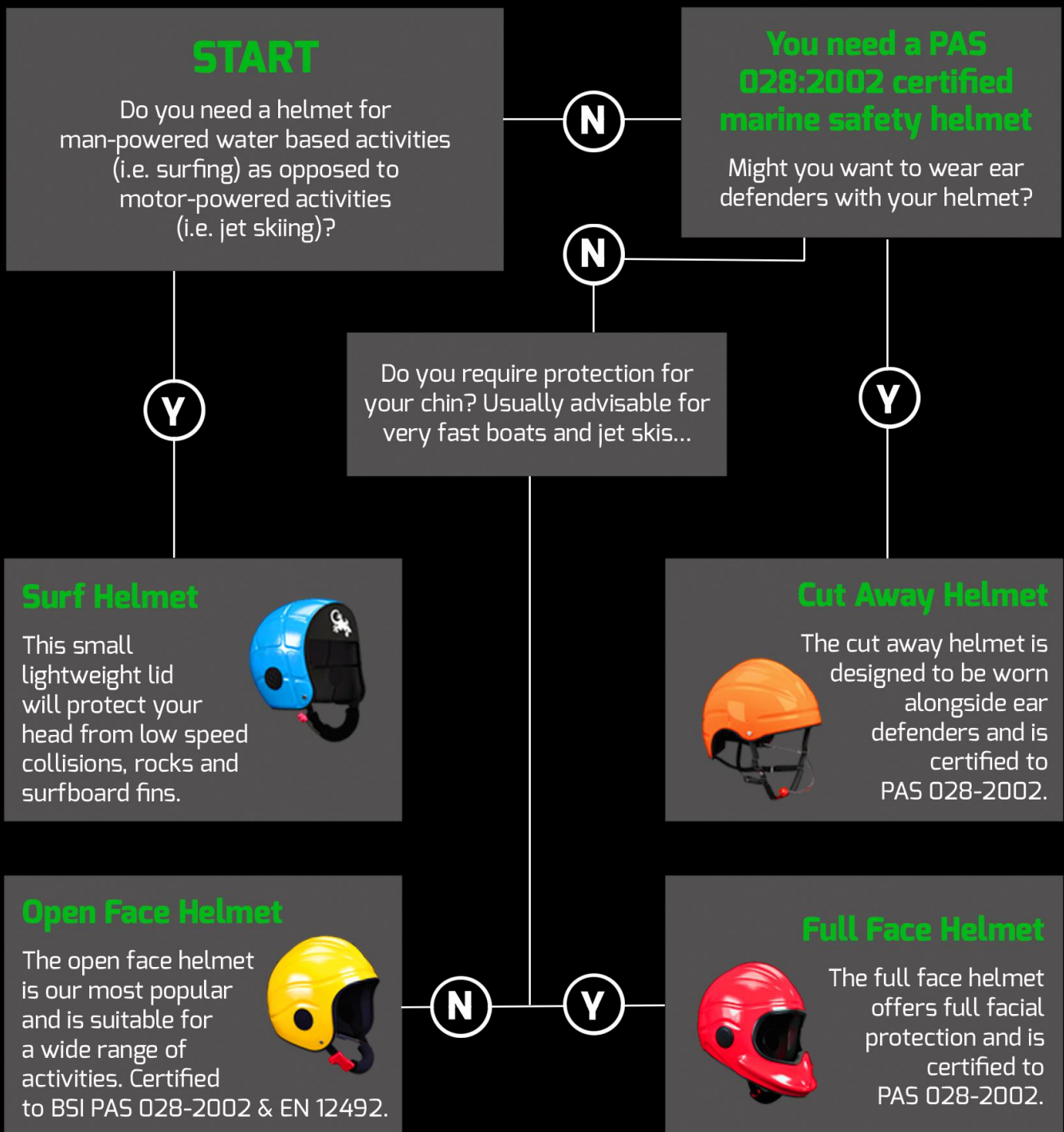


Helmet Buying Guide

There are three key things that we recommend that you look for when buying a new helmet, and they are; 1) a helmet that is fit for purpose, 2) a helmet that is appropriately certified and 3) a helmet that fits you.

1) Fit For Purpose

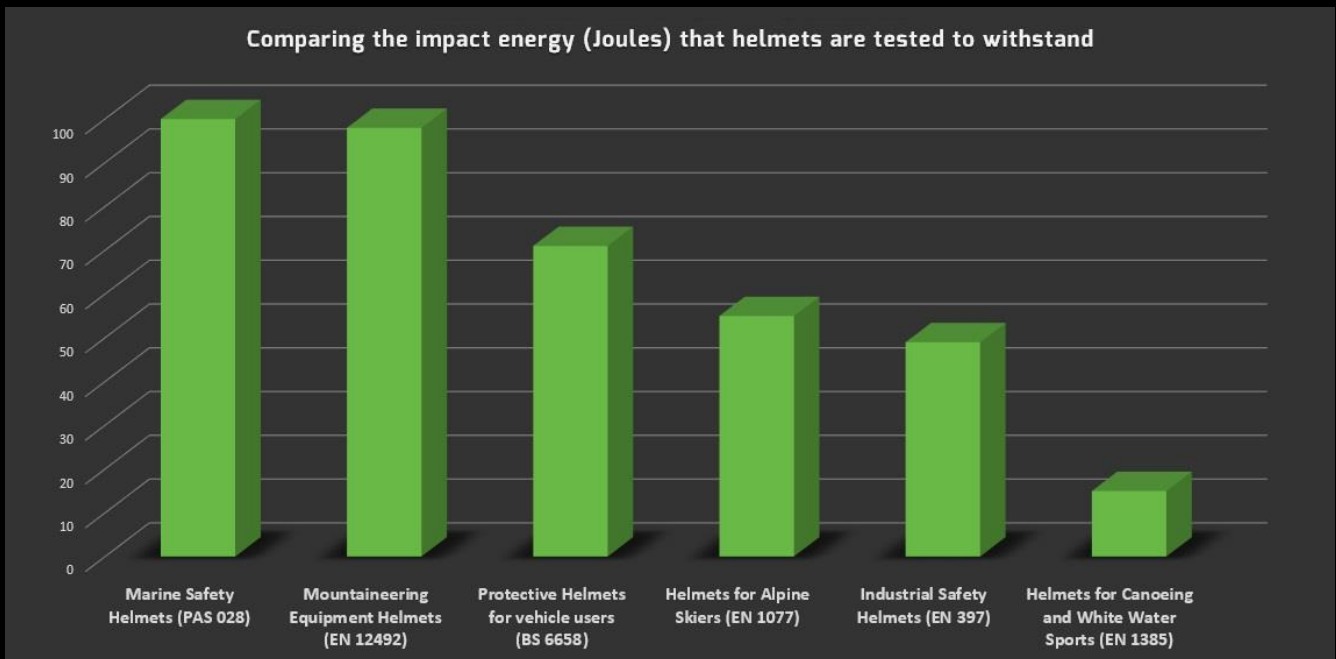
Use the flow chart below to select a helmet model that best suits its intended use.



Helmet Buying Guide

2) Helmet Certifications

Please visit our [safety web page](#) for a full explanation of helmet safety standards and their appropriateness for various applications. Below is a quick reference chart that shows the impacts that the main BSI helmet standards are designed to withstand.




Correctly Fitting a Gecko Helmet

Follow the instructions below to correctly fit your Gecko every time you use it.


For maximum protection, ensure that the front of your helmet aligns with your eyebrows.

Gecko helmets are designed to fit heads with a circumference between 56-63cm (open face), 57-62cm (full face/cut away) or 53-56cm / 57-59cm (surf). If your head circumference falls outside these ranges you may require a specialist adaptation to use your helmet; please contact Gecko Head Gear for more information.




1. DEFLATE THE LINER

Pull open the red valve that sits at the end of the clear tube next to the chin strap; this will enable excess air to leave the liner when you place the helmet on your head.




3. RE-INFLATE THE LINER

Some air will remain in the liner when the valve is open. To complete the inflation, blow into the valve until you feel a snug fit on your head, then push the valve closed. A sterile wipe is supplied for cleaning the valve post inflation.



2. PUT THE HELMET ON

Place the helmet on your head so that the forehead section sits just above the eyebrow line. Do not secure it with the chin strap at this stage.



4. SHAKE YOUR HEAD

A well fitted helmet will hardly move when your head is shaken from side to side, so perform this test with your Gecko. Once happy with the fit, secure the chin strap buckle under your chin and tighten the straps to fit.